


Directions For Use



MST Capsule Retractor™



MicroSurgical Technology Capsule Retractors™

Directions for Use

Description:

MST Capsule Retractors consist of a strand of formed nylon, a silicone disk that helps secure the retractor in place, and a sheath of polypropylene that adds mechanical stability.

CAUTION: The Capsule Retractor is sold in a sterile condition and is intended for a single use. Do not attempt to resterilize the device.


Intended Use:

The MST Capsule Retractor is used during cataract surgery to mechanically anchor the capsular bag to the scleral wall to provide stability in situations where the ability of the eye to withstand the stresses of phacoemulsification and lens removal and insertion may be compromised.

Instructions:

Unloading the Retractors:

The MST Capsule Retractors are provided in packages of 3, in a thermoformed tray. Peel back the lid of a tray, exposing the Retractors in the silicone bar holding them.

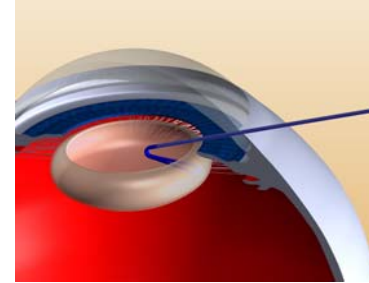


To access the MST Capsule Retractors, turn the tray upside down to drop the bar out of the tray then pinch the bar between your thumb and forefinger to release pressure on the MST Capsule Retractors. Grasp the MST Capsule Retractors and gently remove from the Bar.


Inserting the Retractors:

Each Retractor is inserted through a clear corneal incision made near the limbus of approximately 0.8mm to 1.2mm.

1. Hold the shaft of the Retractor to manipulate the distal hook under the edge of the capsulorhexis and into to the capsular bag equator.



2. Once the Retractor is in place, slide the silicone stopper forward to secure the position.




CAUTION: Do not over tighten any of the retractors. Too much traction on the capsulorhexis could cause it to tear.

Removing the Retractors:

1. Remove the silicone stoppers from the retractors.
2. Using forceps or a spatula and a Sinskey hook disengage the retractor and rotate it 90°.
3. Carefully pull the retractor into the eye and gently manipulate it through the Phaco incision.
4. Repeat this process for the remaining retractors.

CAUTION: The MST Capsule Retractor™ is intended for single use. Do not re-use this product.



 MicroSurgical Technology Inc.
8415 154th Ave NE Redmond, WA USA 98052
Phone 425.861.4002 email: info@microsurgical.com